



Reception Home Learning

Learning Log: Pack 3 - Spring 1 - Space

Support for Home Learning can be found at r.class@arkbentworthprimary.org

Learning can be accessed through your child's account on the following:

DB Primary	https://arkbentworth-lbhf.secure-dbprimary.com/
Epic Books	https://www.getepic.com Class code: bxn4116

However, we recommend that this is in addition to the times below.

Please do not feel pressured to finish all the material in one week. However, we will continue to give out new packs each week to ensure full coverage of the curriculum.

Reading	<p>Children should read for 10 minutes daily. Children have books assigned to them on Epic Books! They should use this to read. Children to listen to stories every day. You can read a book to your child or find an on-line story. Find the story of the week on DBprimary: "Man on the Moon" and listen along.</p>
Writing	<p>Children to practice their writing. This week we are going to write a sentence a day. Please find the guidance attached. This term our topic is space and this week we are going to talk about the story 'Man on the Moon'. In your pack are the writing activities of this week related to our topic and the suggested sentences.</p>
Maths	<p>This week we are going to talk about addition and subtraction within 10</p> <ul style="list-style-type: none">- Using manipulatives to count on when adding.- Adding two numbers using a number track to count on.- Understanding the concept of subtraction as take away (Part 1)- Understanding the concept of subtraction as take away (Part 2)- Adding and subtracting using a number track <p>You can also play Maths game on DBPrimary. if you have any problem to find them just contact me on the email above.</p>
Phonics	<p>- Phonics: Children are learning how to link sounds to letters. This week we are going to practice the letters "t", "k", "x", "v", and "u". Click the video on DBprimary to find the lessons. Do not forget to say the rhyme at the same time to help you in your writing.</p> <p>- Phonics 2: We are going to have an extra lesson daily where we are going to blend, learn red words and practice spelling.</p> <p>* Challenge: Can you write a sentence with the Fred Talk words? Do not forget to upload your work on EExAT. Use a capital letter at the beginning, use finger space between words and add full stop at the end.</p> <p>* Challenge 2: Can you write a sentence using red words? Remember the red words we know already: I and the.</p>

The wider Curriculum	<p>This week we are going to talk about Neil Armstrong. Go on DBprimary (Understanding of the World) on Thursday to find out more.</p> <p>-Life skills: Can you write a shopping list?</p> <p>-Life skills extra: Practice how to put your shoes on independently.</p>
Extra Activities	<ul style="list-style-type: none"> ➤ Challenge of the week: Aim & Score Weekly Challenge #2 (PE) ➤ PSHE: Children to listen to the book 'In My Heart: A Book of Feelings' on DBprimary. ➤ Music: Children to sing 'Banana, banana' song with Pippa (DBPrimary) ➤ Art: Can you draw your own planet?
Websites	<p>- Find some useful websites for parents: www.gonoodle.com</p> <p>-Extra websites:</p> <p>-Cosmic Yoga</p> <p>-P.E. With Joe / The Body Coach</p> <p>-Nursery rhymes about space: 'One little two little three little planets, Four little five little six little planets', 'Twinkle, twinkle, little star', 'Five Little Men in a Flying Saucer' and 'Zoom, Zoom, Zoom'.</p>

Many thanks for your continued support,

Miss Valencia

Reception Teacher

Writing Examples

Use the pictures to write a sentence, using phonics sounds. Children can choose what they write as long as it is related to the picture.

Here are some ideas for the sentences. If your child is finding it tricky, write just a word or the initial sounds. e.g. big-b.

Sentence 1: Man on **the** moon.

Sentence 2: This is Bob.

Sentence 3: Bob is on **the** moon.

Sentence 4: Bob can jump on **the** moon.

Sentence 5: Bob has a long bath.

Please feel free to edit and change the sentences accordingly as these are just suggestions.

Remember to use your finger spaces between words.

Monday, 18th January 2021

Mathematics

Using manipulatives to count on when adding.

Mary had a little lamb.



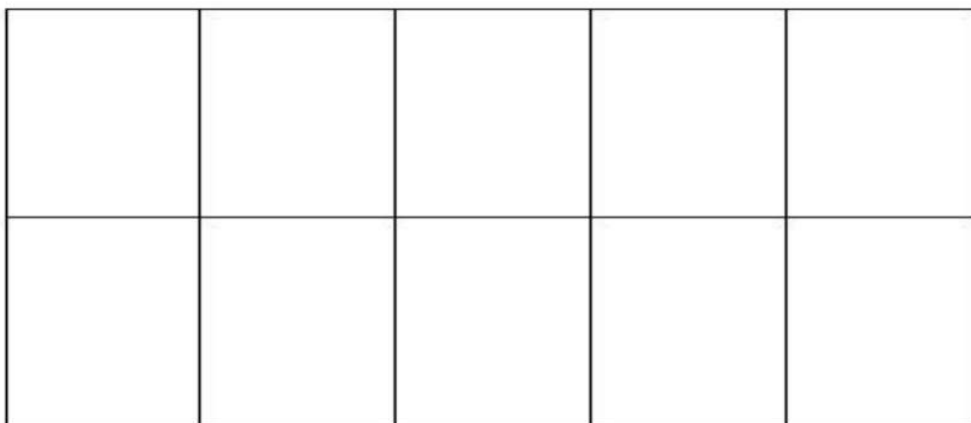
1- Can you sing the song 'Mary had a little lamb'?


2- **First**, have a look at the yellow flowers next to the lamb. How many flowers are there? Can you use the blue cubes to represent them on the ten frame?

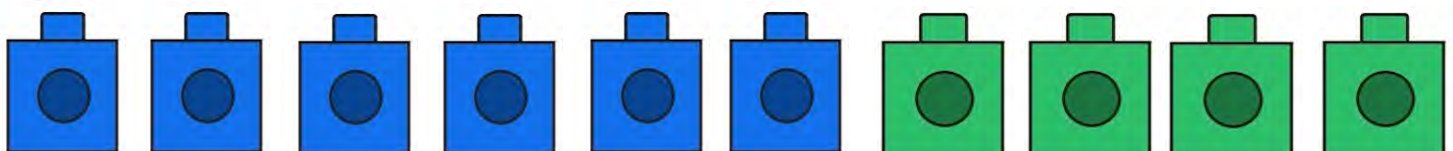
Then, I can spot some more yellow flowers. Can you see them too? How many are there? Use the green cubes to represent them on the ten frame.

Now, how many yellow flowers are there **altogether**? Count both blue and green cubes from your ten frame.

3- **First**, how many children are skipping on the background? Say the answer and use the blue cubes. **Then**, one more child joins in. use the green cubes to represent the child. **Now**, how many children there are skipping all together?




 Ask an adult to cut these cubes / You can also use beans or pasta to use as counters.





Monday, 18th January 2021

Writing

Write a sentence to match the picture




A B C capital letters	 finger spaces	 full stop	Read read it again
---------------------------------	--	--	------------------------------

Monday, 18th January 2021


Communication and Language

Talk to an adult and respond to this questions. Can draw a picture about it?

1. Can you think of something you did yesterday?



2. Can you think of something that you are doing today?



3. Can you think of something that you will do tomorrow?




Tuesday, 19th January 2021

Mathematics


Adding two numbers using a number track to count on.

First, then and now stories

First, Mary had 4 lambs on her field. Then, Mary found 3 more lambs. Now, how many lambs she has altogether?



+



=



Use the cubes (from Monday lesson) and the number track below to help you.





Tuesday, 19th January 2021

Writing

Write a sentence to match the picture



A B C capital letters	 finger spaces	 full stop	Read read it again
---------------------------------	--	--	------------------------------

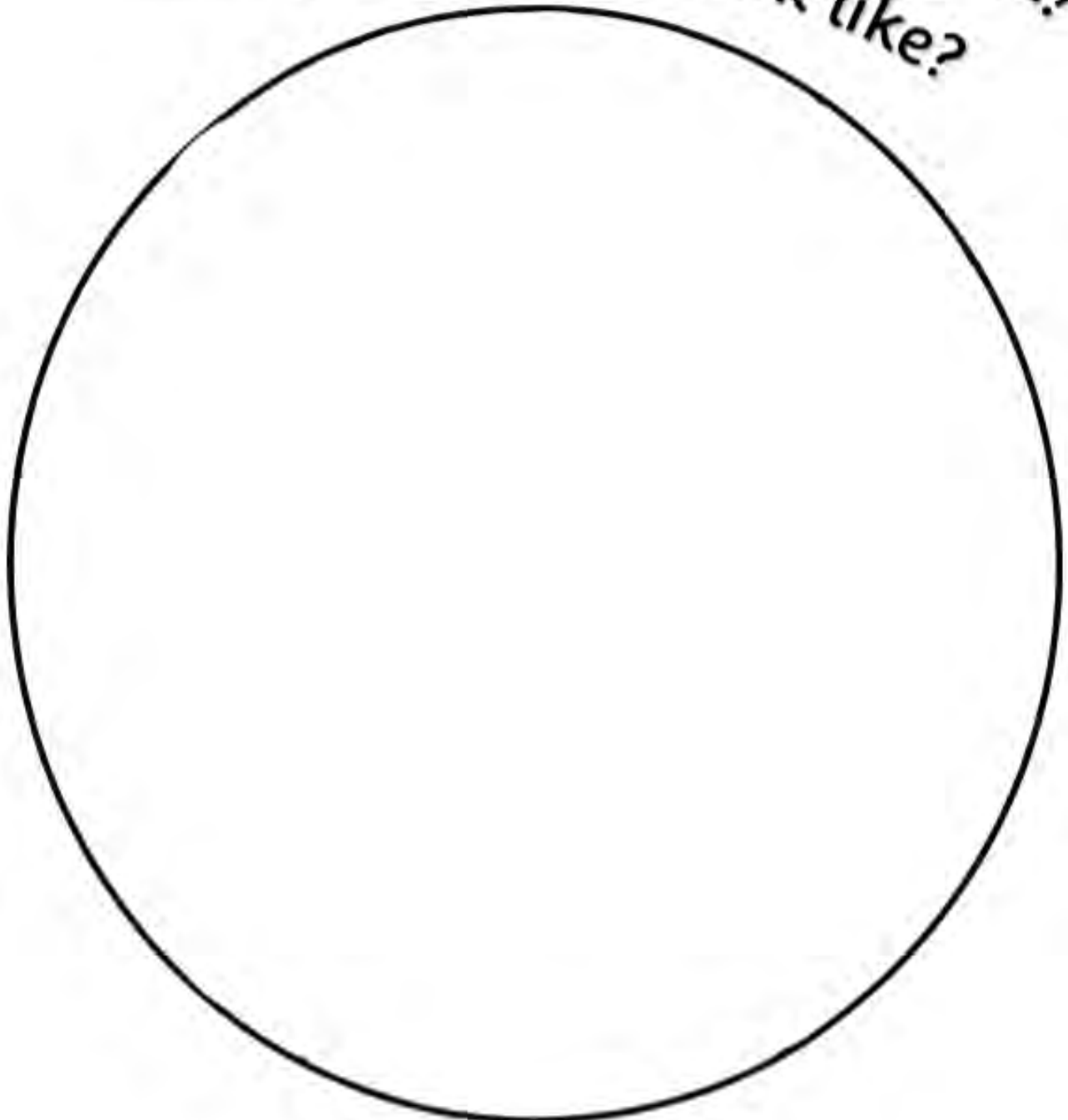
Tuesday, 19th January 2021

Art



WOW!

You found a new planet!
What does it look like?



You can use paint, palettes, colour pencils, crayons or markers.


Wednesday, 20th January 2021

Mathematics

Subtraction - part 1


First, then and now stories

Take away means removing some items from a set.



First, I spotted 4 flowers and I picked them.
Then, Mary's lamb ate 3 of them.
Now, how many flowers I have left?

Use the cubes or any other counters to represent the flowers/birds.





First, I spotted 5 birds flying in the sky.
Then, Mary's lamb ate 3 of them.
Now, how many flowers I have left?

Wednesday, 20th January 2021

Writing

Write a sentence to match the picture



A B C capital letters	 finger spaces	 full stop	Read read it again
---------------------------------	--	--	------------------------------

Wednesday, 20th January 2021



PSHE



Click on Youtube: '*In My Heart: A Book of Feelings*' and listen to the story.

My Map

By: _____



Thursday, 21st January 2021

Mathematics

Subtraction - Part 2

First, then and now stories




Today is Lamb's birthday. He is turning 5 years old today.

A



First, Lamb had 8 cupcakes to eat.
Then, he decided to share 5 of them with his friends.
Now, how many cupcakes Lamb has left afterwards?

B



First, there were 7 sheep on the field on their way to Lamb's party.
Then, 3 of those sheep manage to get to the party.
Now, how many sheep are left in the field?

C



First, Lamb has 6 presents.
Then, he open 4 of them.
Now, how many presents does Lamb has left to open?

Put the cubes (from Monday lesson) on the number track below to help you.






Thursday, 21st January 2021

Writing

Write a sentence to match the picture



A B C capital letters	 finger spaces	 full stop	Read read it again
---------------------------------	--	--	------------------------------




Thursday, 21st January 2021

Understanding the World

Neil Amstrong

This is Neil Armstrong. He was a pilot and an astronaut.
Neil Armstrong was the first person who walk on the Moon.



When he was walking on the Moon everyone could watch him on the TV.
He knew that moment was important to everyone so he said a few words
to them.



Would you like to go to the Moon like he did?

Go to DBPrimary to watch a video about Neil Armstrong or type on Youtube:
'Who Was Neil Armstrong? Arcus Animation Studios'.

Friday, 22nd January 2021

Mathematics

Adding and subtracting using a number track.

First, then and now stories



First, there were 5 people on the bus.
Then, 3 people got **off** the bus.
Now, how many people are on the bus?

First, there were 5 people on the bus.
Then, 2 people got **on** the bus.
Now, how many people are on the bus?

First there were 4 people on a bus,
then 4 people got **off** the bus.

How many people are on the bus
now?

Then 0 people got **on** the bus.

Now how many people are on the
bus?

First there were 8 people on a bus,
then 0 people got **off** the bus.

How many people are on the bus
now?

Then 1 person got **on** the bus.

Now how many people are on the
bus?

First there were 2 people on a bus,
then 2 people got **on** the bus.

How many people are on the bus
now?

Then 3 people got **off** the bus.

Now how many people are on the
bus?

First there were 3 people on a bus,
then 6 people got **on** the bus.

How many people are on the bus
now?

Then 3 people got **off** the bus.



Now how many people are on the
bus?


Friday, 22nd January 2021

Writing

Write a sentence to match the picture



A B C capital letters	 finger spaces	 full stop	Read read it again
------------------------------------	---	---	---------------------------------



Friday, 22nd January 2021

Music

Are you ready to go shopping? Watch the video on DBPrimary and follow the lesson with Pippa!

Bananas, bananas

Bananas, bananas, clap, clap, clap

Bananas, bananas, flap, flap, flap

Bananas, bananas, click, click, click

Bananas, bananas, flick, flick, flick

Bananas, bananas, bump, bump, bump

Bananas, bananas, jump, jump, jump"

