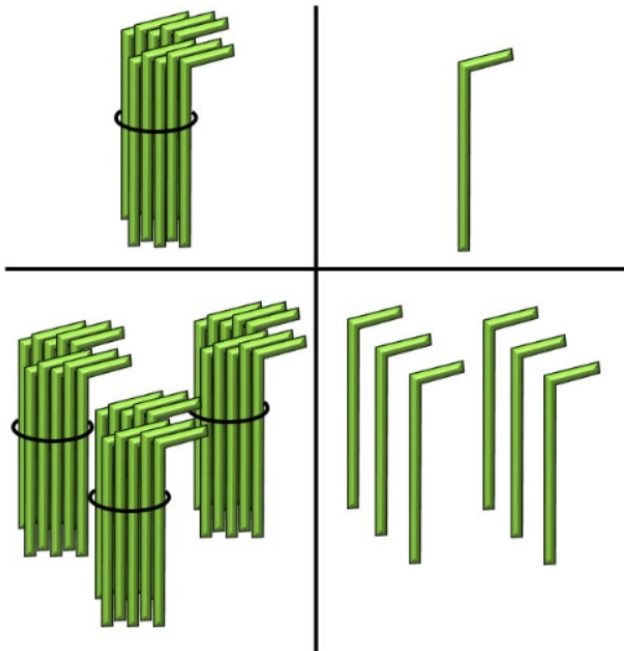


Maths

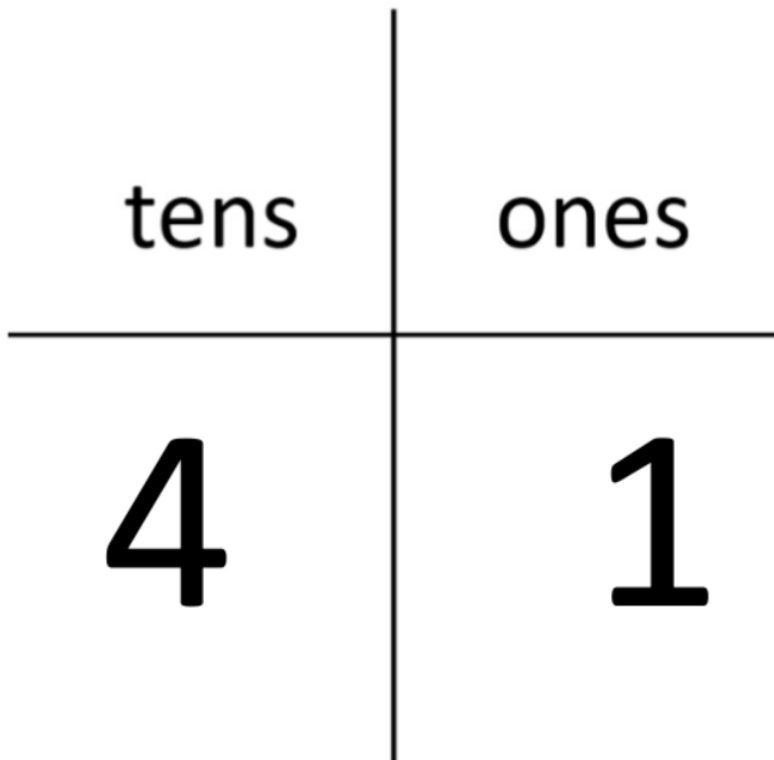
Do now

How many straws are there altogether in the place value chart. (tick one)



- There are 36 straws altogether
- There are 37 straws altogether
- There are 38 straws altogether

What number does the place value chart show?



Task 1: order the numbers from least to greatest in value.

1)

23

21

31

2)

17

27

37

3)

31

27

26

Use the number grid if you need support

1	2	3	4	5	6	7	8	9	10
11	12	13	14	15	16	17	18	19	20
21	22	23	24	25	26	27	28	29	30
31	32	33	34	35	36	37	38	39	40
41	42	43	44	45	46	47	48	49	50

Writing/ Cooking

Today we are going to start our first lesson on instructions.

We use instructions when we are making or building something. We also use instructions when we are trying something new for the first time.

We are going to start our instructional writing by making a sandwich.



As you are at home this can be any sandwich that you desire, and you have the ingredients for at home.

You will need **two slices of bread, butter** (if you like) and a filling of your choice.

This can be a **jam, cheese, butter, tuna, ham** or even **crisp** sandwich.


Yummmm!!!

As you are making your sandwich take some pictures to upload onto my work on DB primary. You will also use these pictures to help you when you are writing your instructions.

Log on to DB to watch me make my sandwich.

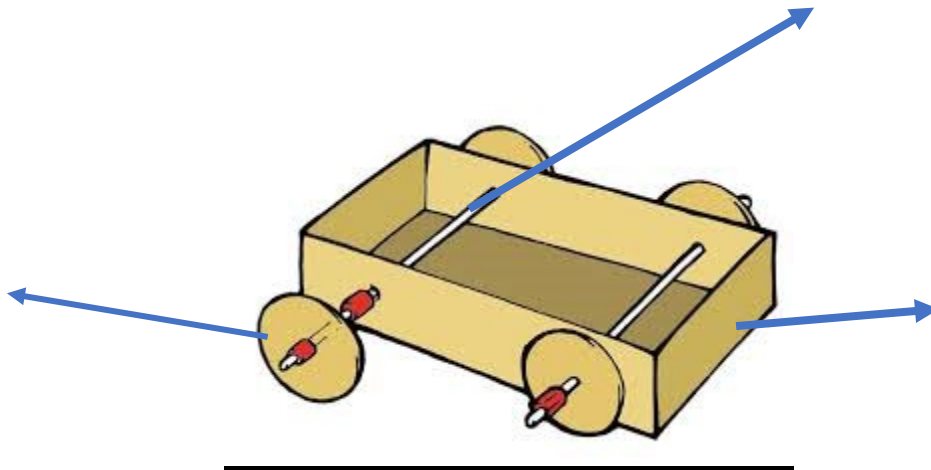


DT



Last week we made our wheels, axel and chassiss.

Label the wheels, axel and chassiss on the image below.



This week we are going to design the body of our car.



The body of the car sits on top of the chassis. This is the part of the vehicle that has the doors and windows.

Using the space below design the body of your car.


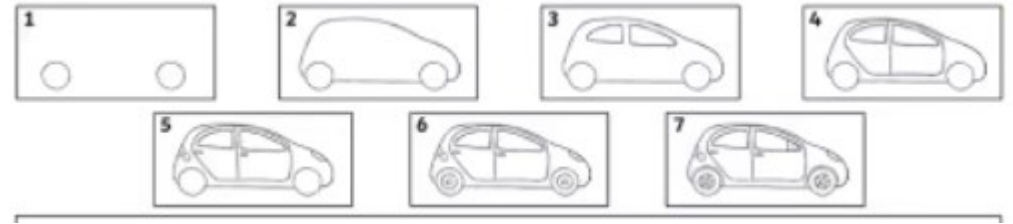
Think about the shape of your body.

What will you decorate it with?

How many doors do you want your car to have?

What materials will you use?

plastic	wood	metal
fabric	cardboard	glass
paper	porcelain	clay



door window handle wheels lights

Handwriting

egg elm eel



eeeeee

quack quick



qqqqqq

Punctuation

1. Insert the capital letters and full stops to complete the sentences.

a. _____atman has black boots_____

b. _____uperheroes can fly up into the air_____

2. Use the words and pictures to help you to write your own super sentences.

a.

fast

superhero

run

this

can



b.

greenman

strong

superhero

is

a