

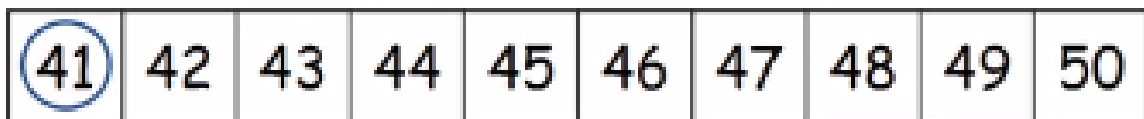
Maths

Do now

1	2	3	4	5	6	7	8	9	10
11	12	13	14	15	16	17	18	19	20
21	22	23	24	25	26	27	28	29	30
31	32	33	34	35	36	37	38	39	40
41	42	43	44	45	46	47	48	49	50

- 1) Find the number 13 3) Find the number 25
- 2) Find the number 43 4) Find the number 35
- 5) Find the number 5 more than 37

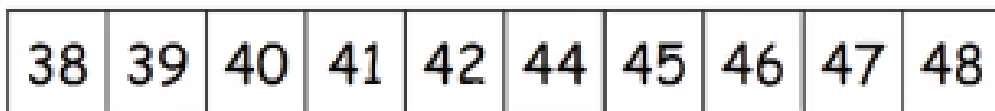
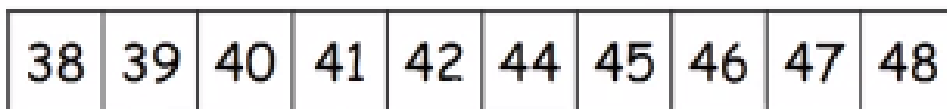
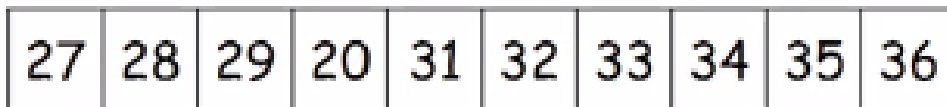
Task 1- count forward using the number tracks below



Task 2- count backward with the number track below



Task 3- can you spot the mistake on the number line and correct it using a different coloured pen



Writing

Today we are going to write the first three instructions for how to make a sandwich. You can write instructions about the sandwich that you made. If you did not make a sandwich, you can write your instructions about the jam sandwich I made.

Success criteria

When we are writing our instructions, we should:

- Start each instruction with a time connective

Before, first, then, next, after that, finally

- Use an imperative verb

Get, spread, slice, scoop, scrape, eat


- Start with a capital letter

B C D

- End with a full stop ●

- One instruction per line









Last week you designed the car body.

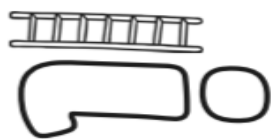
This week I would like you to use some of the paper provided to experiment with how you might make the body of your car.

Think about different shapes you can create for the body. Try as many of the paper folding techniques as you can and think about which you could use in your design of the body of your car.



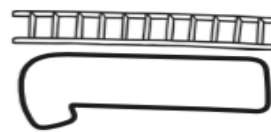
Handwriting

if is ill



iiii

lid lab lot



llllll

GPS

Unscramble this sentence.

them. can We all see



Tick the real words and cross the nonsense alien words.

kech

chip

wish

sheb

shop

quix



Find the hidden words.

is	d	l	o	w	e
he	p	i	t	q	n
she	a	s	h	e	a
we	s	w	s	n	r
me	h	n	o	a	m
	e	b	j	l	e