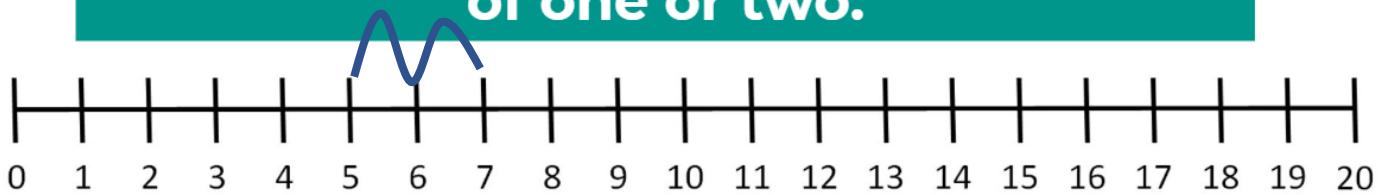


Maths

Today's lesson we will be exploring numbers with the difference of one and two using a number line.

Using the number line, write as many equations as you can with a difference of one or two.

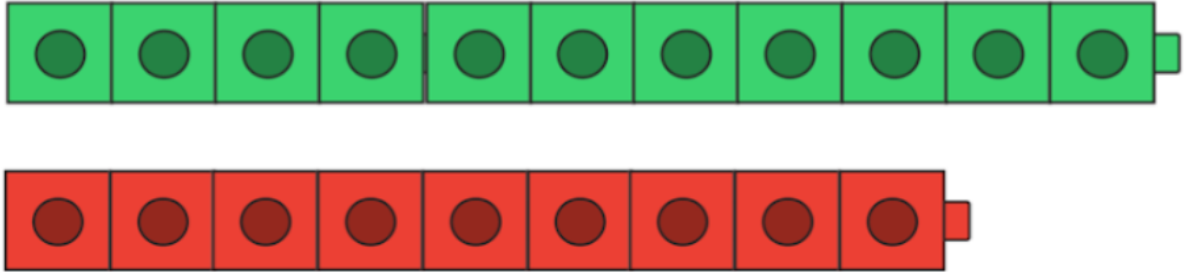


I have completed an example on the number line: $5+2=7$

Now you have a go in the box below. Draw your own number line and write the addition equations to match.


Challenge yourself to represent and write a subtraction equations as well.

1. Is there a difference of one or two between the different sets of cubes?



- There's a difference of 1
- There's a difference of 2

2. True or False. There is a difference of 1 between the rows of carrots.



- True
- False

Writing




No Thank You

Written by Ruth Merttens, illustrated by Jackie Abey

Read the story of 'No Thank You!' again along with my on DB primary.

Today we are going to add onto the story.

Choose a new animal. Draw a picture and write the name of the animal below.



Choose what food your animal will be wrongly given. Draw a picture of the food and write the name of it.



Decide what your animal will say in response to this wrong food. Will they say "No Thank you!" like the story so far or will they say "What is this!?" or "I do not eat that!".

Write what your animal will say on the line below.

Choose a different animal. Draw a picture and write the name of the animal below.



Choose what food they will be wrongly given. Draw a picture of the food and write the name of it.



What will your animal say?

DT

Today is the day you will construct your model car using junk model materials you have at home.

Your car must have:

- 4 wheels that spin
- An axel
- A chassis
- A body that is attached to the chassis.
- Windows
- Be designed by you, however you decide.





Nelson
Handwriting

Words to practise

a

an

as

at

Handwriting

Practice these words.

Every word should sit on the line.

All the letters except from the 't' should be the same size.

Handwriting practice lines consisting of solid top and bottom lines with a dashed midline, repeated multiple times for practice.

GPS

Add ? or ! to complete this sentence.

Is she with them



a

Tick where 'and' should go in the sentence.

My ring was red green.



c

Circle the words you think should have a capital letter.

tom i me



b

Which tricky word has Mr Whoops been juggling with?



d

Add the prefix 'un' to this word to change the verb to its opposite.

zip _____



e

Practise writing these tricky word spellings.

her _____

all _____

are _____

f