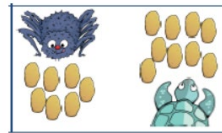



Maths

In this lesson we will be finding quarters by dividing the whole into four equal parts.

Do now

Do Anansi and Turtle have an equal amount of food? Circle yes or no.



Yes

Yes

No


No

Independent task

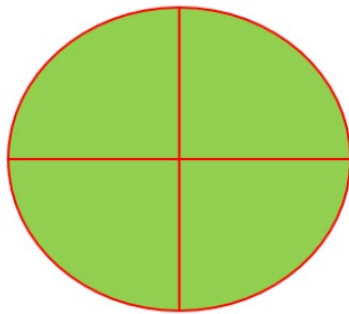
How many ways can you divide a square into quarters?

How do you know you have found all the possible ways?

2) Can you describe the bar models using the words, **whole**, **part**, **equal**, **half** and **quarter**.




3) Have these shapes been cut into quarters? (Tick yes or no)



Yes

No



Yes

No

Writing

Do now

Underline all the words that rhyme in this poem.

Where Teachers Keep Their Pets

Mrs Cox had a fox
nesting in her curly locks.

Mr Spratt's tabby cat
sleeps beneath his bobble hat.

Miss Cahoots has various newts
swimming in her zip-up boots.

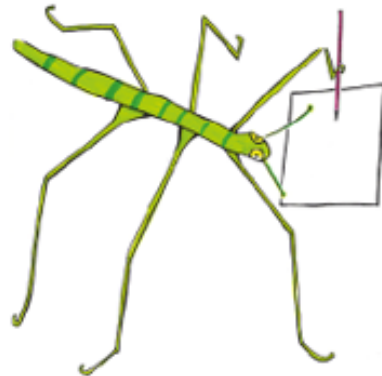
Mr Spray has Fred his fly
eating food stains from his tie.

Mrs Groat shows off her stoat
round the collar of her coat.

Mr Spare's got grizzly bears
hiding in his spacious flares.

And...

Mrs Vickers has a stick insect called 'Stickers'
... but no one's ever seen where she keeps it.



By Paul Cookson

Independent task

Today you will start writing your poem using the list of names you created on Monday of the teachers at school.

Use the names of the teachers here at Ark Bentworth and think of a pet that rhymes with our name. Use the rhyming dictionary online to help if you are stuck.

Example:

Mrs Felix has a flying phoenix

That she got from her trip to Venus.

Miss Cox has got a golden fox

He has long golden locks.

Remember this is a poem, make it rhyme and have fun with words!

Success criteria

- Start the adults name with a capital letter
- Give the animal a pet that rhymes with their name
- End the next sentence about the pet with the same rhyme.
 - Start a new line for each adult



Art

Alberto Giacometti

Alberto Giacometti was a sculptor from Switzerland. He used plaster, wood, terracotta, oil, paint and other mediums to create his sculptures.



Look at the learning video on DB to find out more about Alberto Giacometti.

Once you have watched the video write down 3 questions you would ask Alberto Giacometti.


Now with some tin foil try and recreate your favourite sculpture from the video.

Can you create a human figure with your foil, or an animal structure.

Twist and bend your foil to make the shape you need.

Take a picture of your foil sculpture and upload it onto DB primary.

Wellbieng Wednesday

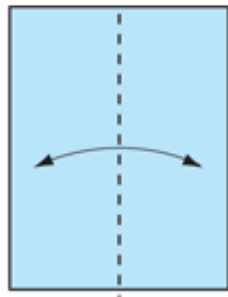


Find somewhere comfy to sit down.

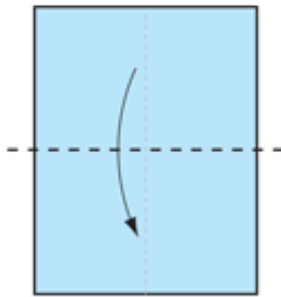
Sit in a position that is comfortable for you. Trace around the star and take long slow breaths in and out. Focus on your breathing. If other busy thoughts come into your head just refocus on your breathing.



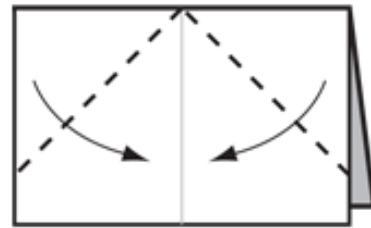
Try and make a peper boat and test how long it will float on water. Can you do anything to your boat to make it float longer?



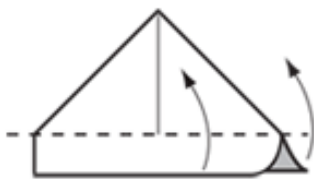
1. FOLD IN HALF



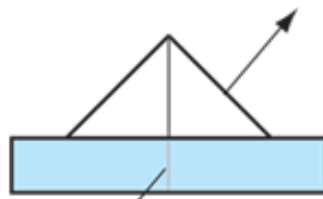
2. FOLD IN HALF AGAIN



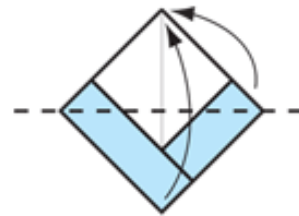
3. FOLD IN CORNERS



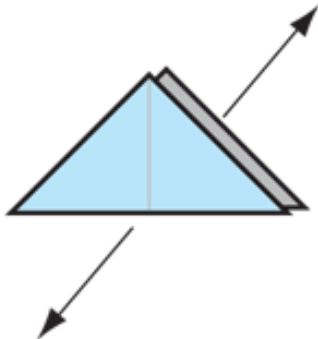
4. FOLD UP EDGES ON BOTH SIDES



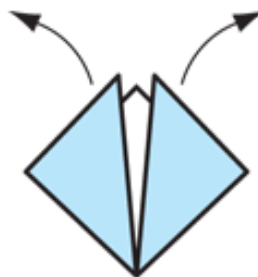
5. PULL THE SIDES OUT AND FLATTEN



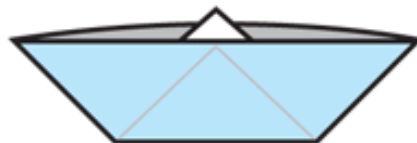
6. FOLD FRONT AND BACK LAYERS UP



7. PULL SIDES APART AND FLATTEN



8. PULL TOP FLAPS OUTWARDS



9. SQUISH THE BOTTOM AND PULL THE SIDES UP

10. TA DAAA!

