

Cut out these number cards to play the doubling game

- Cut out the number cards and place them face down.
- Pick a card
- Double that number (Use counters or small objects to help you to double)

1

2

3

4

5

6

7

8

9

10



## Independent Task



$$4 + 4 = 8$$

$$2 \times 4 = 8$$

$$4 \times 2 = 8$$

1. Place the cards face down.
2. Pick a card.
3. Write the addition and multiplication equations.


Fill in the table with your equations. Here is an example:

Card	Equations
4	$4 + 4 = 8$ $4 \times 2 = 8$ $2 \times 4 = 8$

# Reading - The Hodgeheg

Here is the cover of the story that we are going to be reading this half term.

Use what you can see on the cover to help you answer the questions on the next page.



**Author**

(The person who wrote the book)

**Title**

(The name of the book)

1. Who or what do you think this book is about?

---

---

---

2. What time of day do you think it is?

---

3. What do you think the hedgehog is doing?

---

---

4. What do you notice about the title of the book?

---

---

---

5. Using your fact file from yesterday find and write one interesting fact about hedgehogs.

---

---

---

---

## Writing - Postcards

### Past and present tense

Read the two paragraphs below about visiting the pyramids.

What is the same and what is different?

Yesterday, I visited the pyramids. I took photos next to the Great Sphinx. We saw it but I had a long wait in line. Then we ate some falafel and played by the gift shop.

Today, I will visit the pyramids. I will take photos next to the Great Sphinx. I can't wait to see it but there might be a long wait in line. Later we will eat falafel and play by the gift shop.

The **past tense** talks about things that have already happened. For example, things that have happened **yesterday**.

The **present tense** talks about things that is happening in the present. For example, what you are doing **today**.

Task 1: Fill in the missing verbs on this table. Use the text on about visiting the pyramids to help you.

Past tense	Present tense
visited	visit
saw	
	walk
played	
	eat

Task 2: Re-write these sentences so that they are written in the **past tense**.

1. I will visit the beach.

---

2. I will eat a big ice cream.

---

3. I will build a sandcastle.

---



You will find a video on DB Primary for this lesson. With an example of the independent task.



**'I think these animals are alive.' Am I right?**  
How do you know?



We know these animals are alive because they are eating, growing and moving. Eating, growing and moving are three of the life processes that all living things share. Let's find out about these and other life processes.



## Life processes



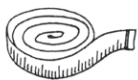
**Movement.** **Animals** move by themselves to find food or shelter. **Plants** grow towards the light.



**Respiration.** This is how energy is released from food within a plant or animal.



**Sensitivity.** Most **animals** can see, hear, touch, taste and smell the world around them. They use their senses to find out about the world. Some have highly developed senses. Dogs have a much more developed sense of smell than humans. **Plants** are sensitive to changes in light. Some plants, like the Venus fly trap, can sense when an insect lands on them.



**Growth.** **Animals** grow from babies into adults. A kitten grows into a cat. Seeds and bulbs grow into **plants**. An oak tree grows from a tiny acorn.



**Nutrition.** **Animals** eat food. Some, like sheep, eat only plants, but others, like lions, eat other animals. Some animals, like badgers, eat both plants and animals. **Plants** turn light into energy.



## A handful of life processes



Draw around your hand. On each finger, write one life process that all living things share.



## PSHE - What jobs to people do?

This half term we are going to be exploring different jobs that people do and thinking about what you would like to do when you are older.

Below are some problems, think about the different jobs that can help.


Cut and stick the workers into the correct box.

Write the name of the job underneath the picture.

Here is an example:

### Who Can Help Me?

I need to cross the road.



Crossing guard





Police officer

Fire fighter

Teacher

Doctor

I need help with my work.



I am lost.



There is a fire.



I have hurt my knee.



Empty rectangular box for writing.

Empty rectangular box for writing.

Empty rectangular box for writing.

Empty rectangular box for writing.