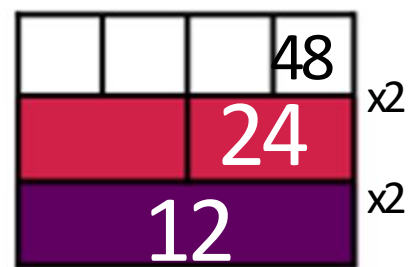


Doubling and halving strategies

Worksheet

Today in maths you are working on your strategies to halve and double numbers without using a pen, paper or calculator.



When using this strategy, you are doubling the numbers as you go.

eg. 12×4

$12 \times 2 = 24$

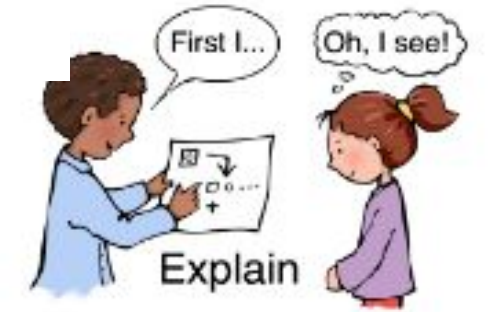
$24 \times 2 = 48$

Mr Ward



Warm up - Doubling and halving numbers

Would you be able to explain what strategies you are using?



Double these numbers:

9

25

260

18

Halve these numbers:

24

32

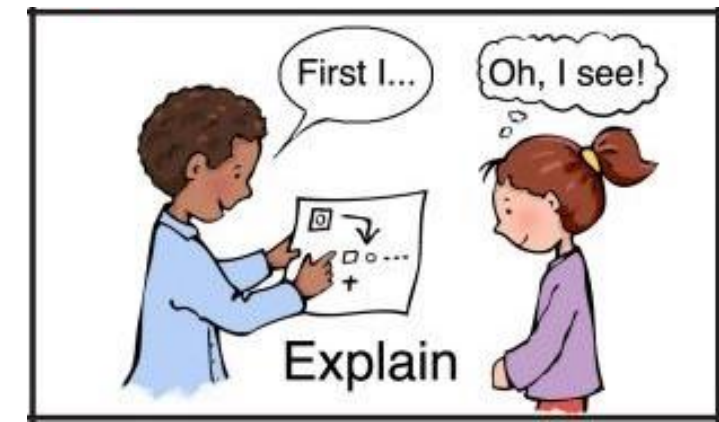
250

4500



Talk Task

Use doubling and halving strategies to complete the calculations.



16×4	$10\,000 \div 4$	130×8	$480 \div 8$
625×8	45×4	$720 \div 8$	$9000 \div 4$



Use mental strategies for doubling and halving to complete the calculations



$$145 \div 5 = \text{My strategy!}$$

$$120 \div 15 = \text{My strategy!}$$

$$435 \div 5 = \text{My strategy!}$$

$$210 \div 35 = \text{My strategy!}$$

$$2350 \div 50 = \text{My strategy!}$$

$$550 \div 25 = \text{My strategy!}$$



Challenge Slide - Reasoning



Strategy - Halve and then multiply by ten

Use the bar model to try to explain how this strategy works.
Complete the bar model using the three examples



$$24 \times 10 = 48 \times 5$$

$$6 \times 10 = 12 \times 5$$

$$9 \times 10 = 18 \times 5$$



Kensuke's Kingdom

By Michael Morpurgo

For this task you will need a pencil and a dictionary or device to find the definitions of words.

- 1) In the first box, write what you think the meaning of the word is. Read through the sentence it's used in and use that to help you.
- 2) In the second box, write the definition from a dictionary.

Word	Meaning/Definition
Puzzlement (p8)	Think:
	Definition:
Gang Plank (p9)	Think:
	Definition:
Galley (p9)	Think:
	Definition:
Redundancy (p10)	Think:
	Definition:

Gritty (p14)	Think:
	Definition:
Odyssey (p15)	Think:
	Definition:

3) Replace the underlined words

- The yacht masts clapping around us (p8) - _____
- We sat there completely dumbstruck (p10) - _____
- I always known she was gritty (p14) - _____

4) Write down any extra words you are unsure of.

LO: To use vocabulary to write a setting description

Describing a setting



1) Find the nouns in this picture
(nouns are people, places or things)

eg. The sky _____

2) Come up with some adjectives to describe your nouns. Eg. "The sky"
becomes "The amber sky"

Noun	Adjectives	
Sky	Dusky	Amber

3) Think of some adjectives to describe these nouns found in the sky.

Noun	Adjectives	
Birds		
Clouds		
Smoke		

Challenge

Try writing a description of the picture using the nouns and adjectives you just worked on!

What are the key physical features of Asia?

Key Knowledge:

- Asia is a continent.
- Asia is located in the Eastern and Northern Hemisphere.
- There are many different climate zones across the continent.
- A physical feature occurs naturally on the Earth.
- There are many physical features of Asia such as deserts, tropical rain forests, and the highest mountains in the world.

Key Words:

- continent
- hemisphere
- climate zone
- physical
- feature



1) Name as many continents as you remember.

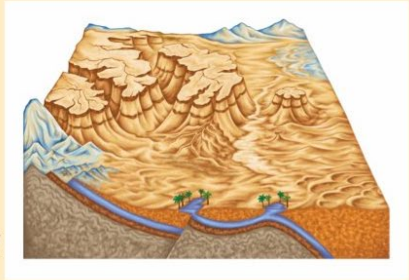
2) Use the key knowledge to help you describe the location of Asia on a world map. (you can write one word answers)

Hemisphere:	
To the north:	
To the south:	
To the east:	
To the west:	
Oceans:	

3) Using this information. Write a short paragraph describing the location of Asia.

What is physical geography?

When we look at the geography of our world, we can find both human and physical features. Each continent, country, city and town across the world has features which can be classed as human and features which can be classed as physical. Physical geography is the study of the natural world — the natural features and processes of the Earth. A physical feature is something which occurs naturally. Examples of physical features are climate zones, biomes, oceans, mountains and rivers.



4) In your own words, define physical features.

Physical Features.	
--------------------	--